

HOW TO TEST LSD, DMT & 5-Meo-DMT










- 1 Cut off two tiny corners** of your blotter or gel tab and place them on a white, ceramic plate (or put two drops of your suspected LSD liquid on the plate). For suspected DMT or 5-Meo-DMT, just use two tiny specs of powder. Keep the samples a few inches apart.



- 2 First use Ehrlich's.** Put one drop on one of the samples. Since LSD, DMT and 5-Meo DMT are all indoles, the sample should turn purple. If not, you can stop here. You do not have an indole. (Note with blotter or gel tabs, it can take up to five minutes for the purple color to appear.)

- 3 Next use Hofmann.** Put one drop on the other sample. Assuming the previous test with Ehrlich's turned purple, then LSD will turn blue, DMT will turn yellow, and 5-Meo-DMT will turn green. If it turns a different color (or no color at all) then you have a different type of indole.

 LSD DMT 5-Meo-DMT Most Drugs	ELRICH'S	HOFMANN
	0:00 —> 5:00 seconds	0:00 —> 5:00 seconds
		
		
		
	NO REACTION	NO REACTION